

DEFINITIVE[®]
BY VERONA

EXPERTLY DESIGNED - BRILLIANTLY DEFINED







EXPERTLY DESIGNED - BRILLIANTLY DEFINED


DEFINITIVE is an exclusive collection of wall tiles made from premium white ceramic, many of which come with co-ordinating porcelain floor tiles and three dimensional structured decors so you can create a harmonious look.

Perfect for bathrooms, cloakrooms, kitchens and beyond, these tiles can be used in any room to add a finishing touch that is both practical and beautiful. Printed using the latest high definition inkjet technology, these tiles have been designed to replicate the look of natural stone, marble and concrete in low maintenance ceramic and porcelain that's simple to install and care for.

Use the plain tiles on their own or combine with the structured decors to create your own unique design, or why not combine different shades from the same range within your interior design scheme. With such a wide variety of designs to choose from, the possibilities are endless.

CONTENTS

4	Ingleton
6	Blakeley
8	Kynance
10	Snowdon
12	Penshaw
14	Lulworth
16	Pallington
18	Skye
20	Tresco
22	Brecon
24	Matlock
26	Useful information




INGLETON



Grey

Ingleton combines a softly shaded stone effect design with a subtle linear textured decor to create a look of understated elegance.


Size (mm)	250 x 500	500 x 500
Thickness (mm)	9.6	9
Material	Ceramic	Porcelain
Finish	Matt	Matt
Suitable for walls	Yes	Yes
Suitable for floors	No	Yes
Pieces per box	11	4
Pieces per m ²	8	4



Cream



Ingleton Grey | P10894
250 x 500mm



Ingleton White | P10897
250 x 500mm



Ingleton Cream | P10900
250 x 500mm



Ingleton Grey Decor | P10895
250 x 500mm



Ingleton White Decor | P10898
250 x 500mm



Ingleton Cream Decor | P10901
250 x 500mm



Ingleton Grey | P10896
500 x 500mm



Ingleton White | P10899
500 x 500mm



Ingleton Cream | P10902
500 x 500mm



BLAKELEY



Grey

Blakeley features varied patterns and shading to replicate the look of natural stone, whilst the structured tiles add textural interest.

Size (mm)	250 x 500
Thickness (mm)	9.6
Material	Ceramic
Finish	Matt
Suitable for walls	Yes
Suitable for floors	No
Pieces per box	11
Pieces per m ²	8



Ivory



Blakeley Grey | P10926
250 x 500mm




Blakeley White | P10928
250 x 500mm



Blakeley Ivory | P10930
250 x 500mm




Blakeley Grey Decor | P10927
250 x 500mm



Blakeley White Decor | P10929
250 x 500mm



Blakeley Ivory Decor | P10931
250 x 500mm



White


KYNANCE



Create a sophisticated natural look with Kynance, which features distinctive pattern variations in a choice of two shades.

Size (mm)	250 x 500	500 x 500
Thickness (mm)	9.6	9
Material	Ceramic	Porcelain
Finish	Matt	Matt
Suitable for walls	Yes	Yes
Suitable for floors	No	Yes
Pieces per box	11	4
Pieces per m ²	8	4


Grey



Kynance Grey | P10918
250 x 500mm



Kynance White | P10920
250 x 500mm



Kynance Grey | P10919
500 x 500mm



Kynance White | P10921
500 x 500mm



White

SNOWDON



Snowdon's subtle sandstone-like design is complemented by a split face effect tile that's perfect for feature walls or borders.

Size (mm)	250 x 500
Thickness (mm)	9
Material	Ceramic
Finish	Matt
Suitable for walls	Yes
Suitable for floors	No
Pieces per box	8
Pieces per m ²	8



Silver with P10876 Barwin Grey (floor)



Snowdon Silver | P10936
250 x 500mm



Snowdon Silver Decor | P10937
250 x 500mm



PENSHAW



Pearl

With its timeless veined marble effect design in a contemporary matt finish, Penshaw will add a sense of luxury to any room.

Size (mm)	250 x 500	500 x 500
Thickness (mm)	9.6	9
Material	Ceramic	Porcelain
Finish	Matt	Matt
Suitable for walls	Yes	Yes
Suitable for floors	No	Yes
Pieces per box	11	4
Pieces per m ²	8	4



Grey



Penshaw Pearl | P10906
250 x 500mm



Penshaw Grey | P10910
250 x 500mm



Penshaw Cream | P10908
250 x 500mm



Penshaw Pearl | P10907
500 x 500mm



Penshaw Grey | P10911
500 x 500mm



Penshaw Cream | P10909
500 x 500mm



Cream

LULWORTH



In a choice of matt or gloss finishes, Lulworth's pattern echoes the look of calacatta marble, which is contemporary yet timeless.

Size (mm)	250 x 500	500 x 500
Thickness (mm)	9.6	9
Material	Ceramic	Porcelain
Finish	Gloss / Matt	Matt
Suitable for walls	Yes	Yes
Suitable for floors	No	Yes
Pieces per box	11	4
Pieces per m ²	8	4

Gloss Wall & Matt Floor



Lulworth Gloss | P10903
250 x 500mm



Lulworth Matt | P10904
250 x 500mm



Lulworth Matt | P10905
500 x 500mm



Matt with P10448 Galloway Beige

PALLINGTON



Beige

Featuring a gloss finish and subtle pattern variations in a choice of three colours, Pallington replicates the timeless beauty of marble.

Size (mm)	250 x 500
Thickness (mm)	9
Material	Ceramic
Finish	Gloss
Suitable for walls	Yes
Suitable for floors	No
Pieces per box	8
Pieces per m ²	8



Dark Grey



Pallington Light Grey | P10938
250 x 500mm



Pallington Dark Grey | P10939
250 x 500mm



Pallington Beige | P10940
250 x 500mm



Light Grey with P10447 Galloway Grey & G30223 Castell Mosaic

SKYE



The timeless gloss marble effect design of Skye combines beautifully with the elegant undulating waves of the decor tiles.

Size (mm)	250 x 500
Thickness (mm)	9
Material	Ceramic
Finish	Gloss
Suitable for walls	Yes
Suitable for floors	No
Pieces per box	8
Pieces per m ²	8



Grey



Skye Ivory | P10932
250 x 500mm



Skye Grey | P10934
250 x 500mm



Skye Ivory Decor | P10933
250 x 500mm



Skye Grey Decor | P10935
250 x 500mm




Ivory

TRESCO



With a subtle concrete effect pattern and defined 3D structured tiles, Tresco is perfect for adding a touch of urban edge to your home.

Size (mm)	250 x 500	500 x 500
Thickness (mm)	9.6	9
Material	Ceramic	Porcelain
Finish	Matt	Matt
Suitable for walls	Yes	Yes
Suitable for floors	No	Yes
Pieces per box	11	4
Pieces per m ²	8	4



White




Tresco White | P10912
250 x 500mm



Tresco Grey | P10915
250 x 500mm



Tresco White Decor | P10913
250 x 500mm




Tresco Grey Decor | P10916
250 x 500mm



Tresco White | P10914
500 x 500mm



Tresco Grey | P10917
500 x 500mm




Grey


BRECON



Featuring a softly textured linear design in three shades, Brecon strikes just the right balance between neutral and contemporary.

Size (mm)	250 x 500
Thickness (mm)	9.6
Material	Ceramic
Finish	Matt
Suitable for walls	Yes
Suitable for floors	No
Pieces per box	11
Pieces per m ²	8





Brecon Grey | P10891
250 x 500mm



Brecon White | P10892
250 x 500mm



Brecon Cream | P10893
250 x 500mm



White


MATLOCK



White & Grey

Available in a palette of four classic colours, Matlock features a gentle linear pattern with a subtle sheen over a matt background.

Size (mm)	250 x 500
Thickness (mm)	9.6
Material	Ceramic
Finish	Matt
Suitable for walls	Yes
Suitable for floors	No
Pieces per box	11
Pieces per m ²	8



Mink & Cream



Matlock White | P10922
250 x 500mm



Matlock Cream | P10924
250 x 500mm



Matlock Grey | P10923
250 x 500mm



Matlock Mink | P10925
250 x 500mm



Cream





EXPERTLY DESIGNED - BRILLIANTLY DEFINED

USEFUL INFORMATION

WHERE TO USE THESE TILES

The entire Definitive collection can be used in any room, from bathrooms and en-suites to kitchens and hallways. Made from premium white bodied ceramic that's simple to install and maintain, the 250 x 500mm tiles are suitable for use on walls only. The 500 x 500mm tiles are made from porcelain, which is denser than ceramic and therefore ideal for use on the floor, though there's no reason why they can't be used on walls too.

HOW TO USE THESE TILES

We recommend laying the tiles in a stacked pattern, where each tile sits directly in line with the ones above and below, rather than offsetting or brick bonding them. Depending on your own personal preference you can use the wall tiles in either a landscape or portrait layout.

Where a range offers a structured wall tile as well as a flat one, it's entirely up to you whether you use both types and, if you do, how you choose to combine them. Many customers like to use the structured decor tiles to create a border between plain tiles, or tile full walls to create a striking textured feature.

Several ranges offer co-ordinating porcelain floor tiles that have been designed to offer a full room solution. There's no reason why you can't mix and match from different ranges though, or use the floor tiles on their own.

SHADING

Variances in shading can occur between different boxes and batches of tiles. We recommend that you mix tiles from several boxes as the tiles are being installed and ensure you're happy with the blend of shades before fixing the tiles to the wall or floor. It is best to order all the tiles you need for your project in one go, as tiles from a different batch may not be an exact shade match. Shade and batch details are printed onto the packaging of the tiles so you can ensure all your tiles are the same before you start fixing them.

CONTACT VERONA

Tel: 0113 244 4984

Email: sales@veronagroup.co.uk

Website: www.veronagroup.co.uk



EXPERTLY DESIGNED - BRILLIANTLY DEFINED

Please note that product images are shown for indicative purposes only and colour reproduction throughout this catalogue is as accurate as printing techniques allow. Although we endeavour to communicate any changes as soon as possible, we reserve the right to amend or withdraw products contained within this catalogue at any time without prior notice. As variations in colour, shading and texture may occur between different batches of tiles, we recommend you purchase sufficient tiles in one go to complete a project. Please ensure a satisfactory blend of shades can be achieved BEFORE fixing as claims relating to variations that were apparent before fixing will not be accepted once the tiles have been installed.

Please refer to our Terms & Conditions of Sale for further details.

Verona, Project House, Armley Road, Leeds, LS12 2DR

Tel: 0113 244 4984

Email: sales@veronagroup.co.uk

Website: www.veronagroup.co.uk